

Using the Multimedia On-line Dictionary

On the “Main Dictionary” page of the dictionary website, <http://tlicho.ling.uvic.ca>, there are short instructions. The instructions in this handout are more detailed.

A note on the font

In order to use the online dictionary, you need to install the Dene font on your computer. There's a link to it on the “Home/Login” page, and another on the sidebar that can be found on the left side of all the pages on the dictionary website.

When the new Unicode fonts are available from the GNWT, we will change the on-line dictionary to the new font. Did you know that most of the special characters in the Tłıchǫ alphabet are already available on your computer?

What do you want to use the Multimedia Dictionary for?

General User/Researcher [see p. 15 on how to contribute to the dictionary]

I want to use it out of interest or for my work, research, or studies.

- **Go to the dictionary website at <http://tlicho.ling.uvic.ca>**
 - The dictionary can also be accessed through the Tłıchǫ website: <http://www.tlicho.ca>
 - From <http://www.tlicho.ca>, click on “Gonaowo” on the menu at the top, and from there go to “Resources and Research” on the menu at the right side of the page. This page is at: <http://www.tlicho.ca/gonaowo/resources>
 - You will get a “Word of the Day”!

The screenshot shows a web browser window displaying the Tlicho Multimedia Dictionary website. The browser's address bar shows <http://tlicho.ling.uvic.ca/>. The website header features the Tlicho Community Services Agency logo and the title "Tlicho Yatı̄ Multimedia Dictionary". The main content area is titled "Welcome to the Dictionary !" and contains the following text:

This internet dictionary is based on the print version of the Dogrib Dictionary published in 1996 by the Dogrib Divisional Board of Education.

The dictionary uses a unique Dene font created by Jim Stauffer. (<http://denefont.tripod.com/>). If you do not have the Dene fonts installed to the "fonts" folder on your computer, many characters in the dictionary will not appear correctly. [Click here](#) to download the required font -- then install it to the appropriate fonts folder. Note that you may need to close down your Internet browser and reopen to this page after you have installed any new fonts.

Even though this dictionary is still very much a work-in-progress, we encourage you to try it out and [tell us what you think](#) of our efforts. If you need elevated access to the dictionary database, please [Contact Us](#) to request an administrator username and password.

Word of the Day

Term	ch'ats'ı̄ı̄wǫ hani-le dè ts'ats'ı̄ı̄wǫ
Category	v
Definition	hold a grudge, give the silent treatment
Context Sentence	
Definition	

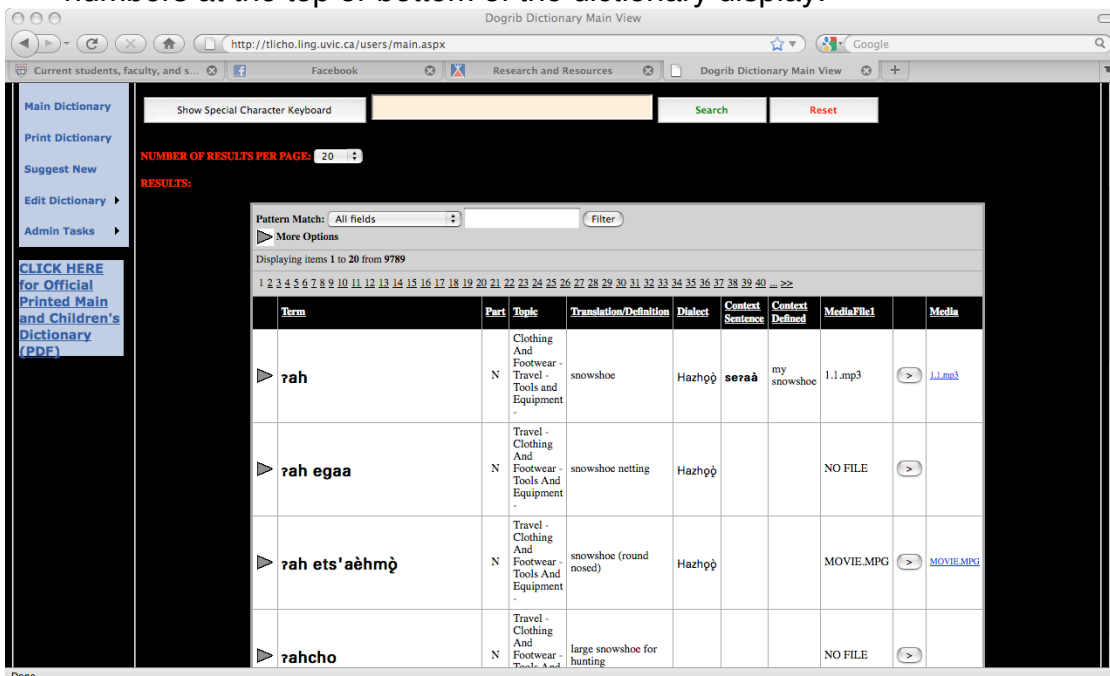
The sidebar on the left contains navigation links: Home - Login/out, Introduction, Download Font, Main Dictionary, Print Dictionary, Suggest New, Edit Dictionary, Admin Tasks, and a link to the Official Printed Main and Children's Dictionary (PDF).

- **Open the main dictionary view.**
 - Click on “Main Dictionary” at the far left of the welcome page.



Browse the dictionary.

- You will see a list of words. To go from one page to the next, click on the numbers at the top or bottom of the dictionary display.



- There is a button to select how many items will be shown on a page, from 5 to 100. The default is 20. Numbers bigger than 20 save time in one way because you can look at more items without refreshing. They take more time in another way because the computer takes more time to send back 50 or 100 items.

- You can browse the list and sort the items according to the headings (Term, **Part [of Speech]**, **Dialect**, **Topic**, **Translation**, or others). If you click on a heading, the dictionary is re-sorted according to that heading. Here is what the different headings in the dictionary mean.

Term Here the Tłıchų words are listed.

Part [of Speech] “Parts of speech” tell us about how words are used when we are talking, as a noun, verb, sentence, adverb, expression, and more.

Topic Under this heading words are grouped according to the meaning they have; for example, people, clothing, equipment, land, living creatures, and more.

Translation/ Definition Here is the translation of the Tłıchų word. If there is more than one translation, they are listed here.

Dialect Dialect information about words can be shown here. Very little has been done with this heading so far.

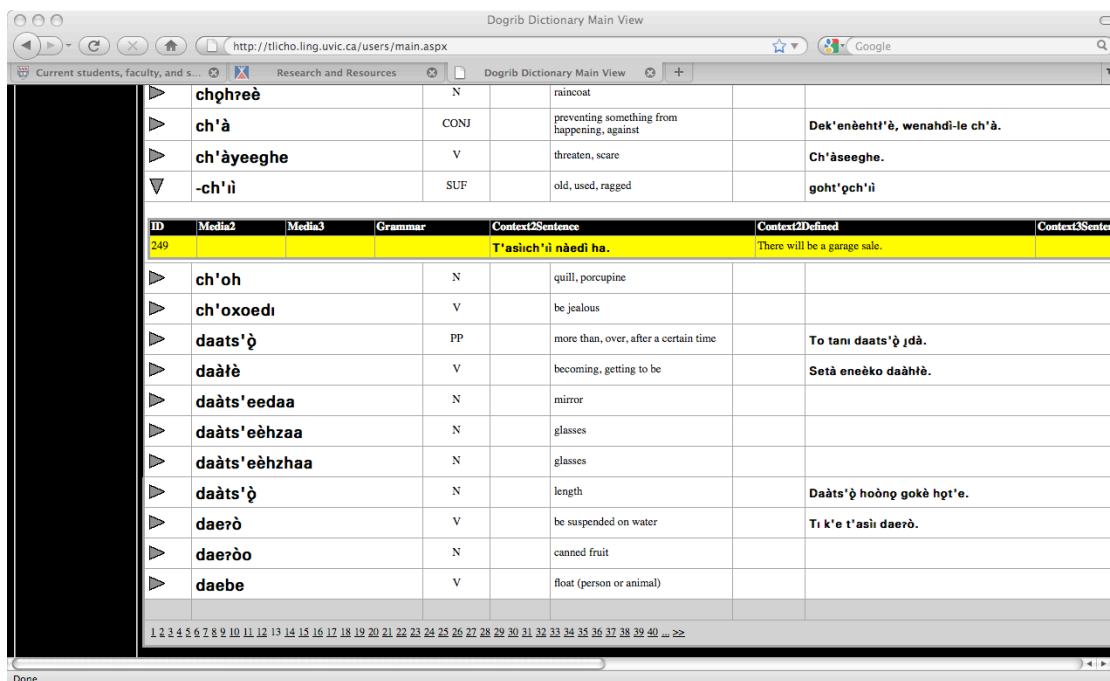
Context Sentence A phrase or sentence that shows how the word can be used is given here. There is space in the dictionary database for up to four example sentences. If there is more than one sentence, you need to click on the grey arrow at the left of the row for that word to see them.

Context Defined This is the space for the translation of the example.

Media File 1 This is the space for the filename of the sound, picture, or movie that goes with a word. There are three spaces for this kind of file. To see the others (if there are any), click on the grey arrow for that word. You will see **Media2** and **Media3**. As of now, over 1000 words in the dictionary have sound files that go with them.

[Small arrow button] If you click on the small arrow button, you will hear the sound of the word, if it is included in the dictionary!

Media Repeated here is the filename of the sound for that word. You can click on the link and hear the word. Doing this, a different window opens.

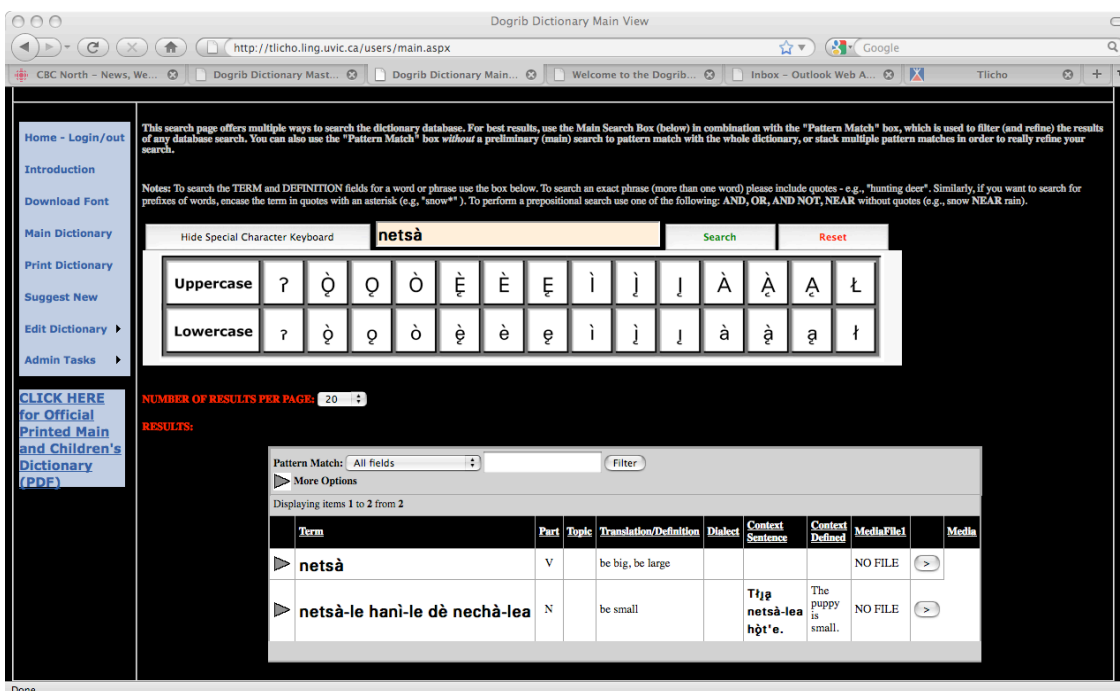


Main Search Box [see p. 8 for searching with Pattern Match]

- **Search for complete words in the Tłıchǫ Terms or English Translations.**

- Search for a **word**:

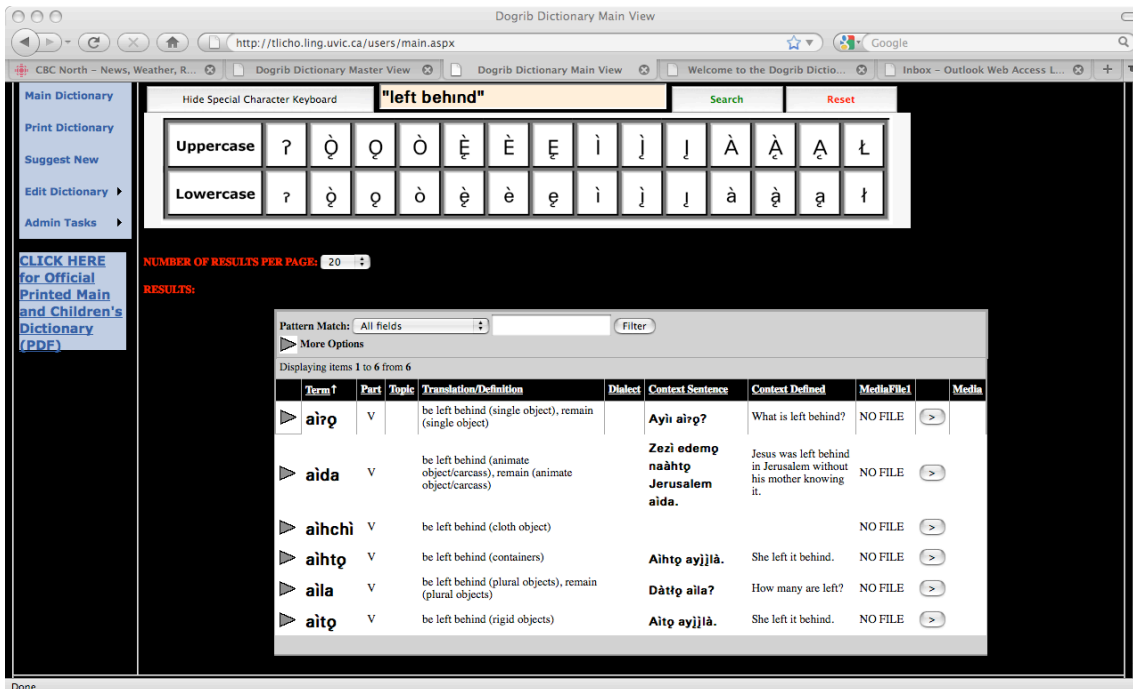
- Enter the word, in either Tłıchǫ or English, in the Main Search Box just below the title banner. (It looks pink.) If your computer doesn't let you type the special characters used in Tłıchǫ, you can enter them by clicking the bar marked "Show Special Character Keyboard". Clicking on any of the characters will make it appear in the Main Search Box.
 - Click the "Search" button. The page will reload and the words that you're looking for should appear in the grid below.



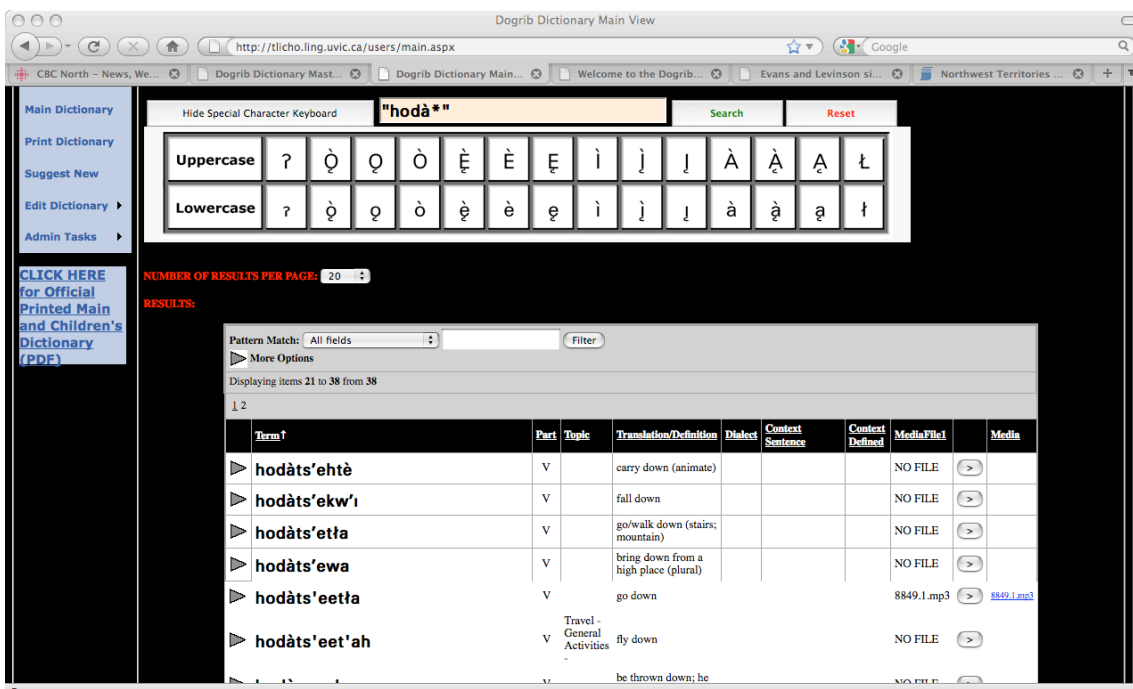
- If you want to search for a smaller group among these words, use the "Pattern Match" box inside the grey part of the dictionary display. Type another word here and click "Go". The computer will give you the smaller group of words when it does the search.
 - If you want to search for a different word, click the button marked "Reset" before entering a new word.

- Search for a **phrase**:

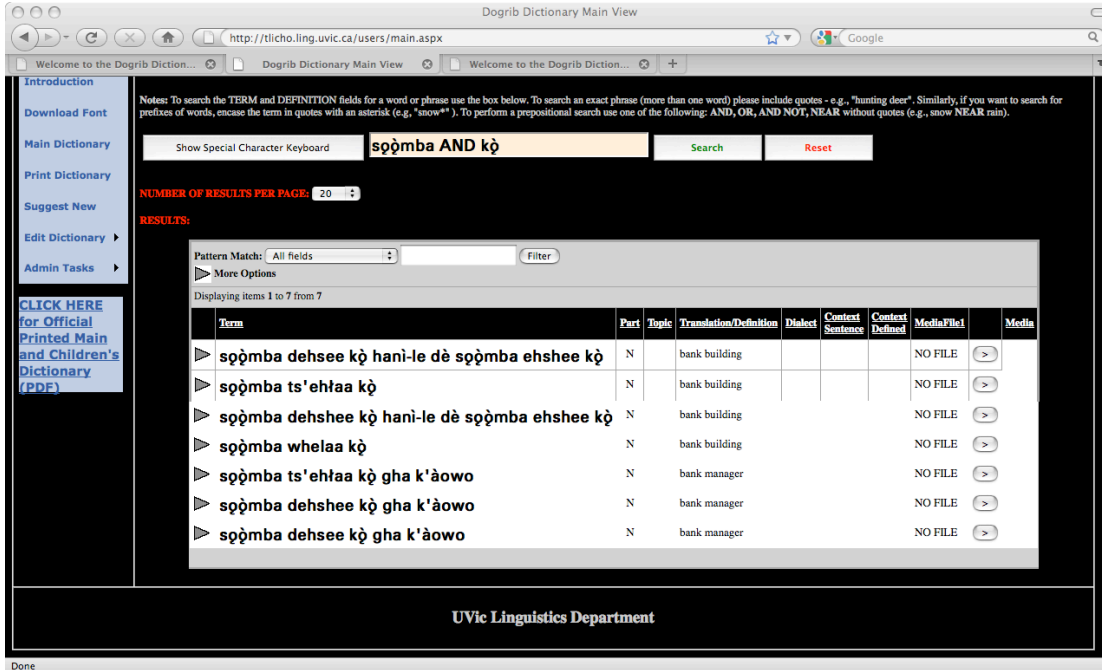
- Enter the phrase, in either Tłıchǫ or English, in the Main Search Box, all enclosed in quotation marks – for example, "plural objects".
 - Click the "Search" button. The page will reload and the phrase that you're looking for should appear in the grid below. [see next page]



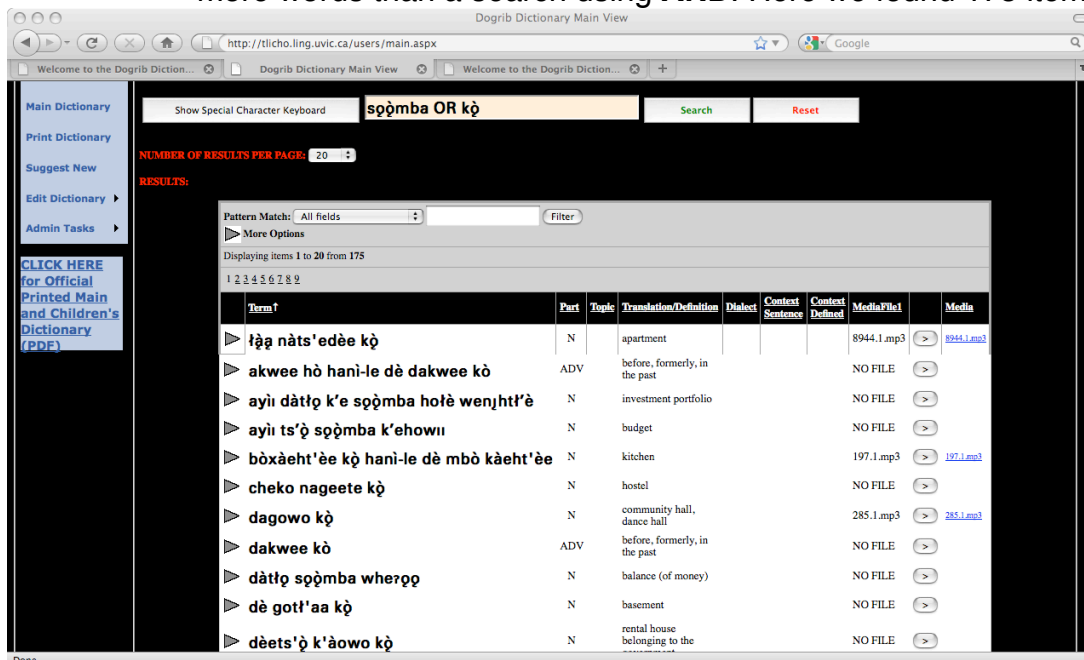
- To search for a smaller group among these words, use the “Pattern Match” box the way it is described earlier in these instructions.
- Search for words according to **the beginning of a word**. For example, you might want to find all words beginning with *hodà*:-
 - Type the letters you are looking for, in either Tłıchq or English, in the Search box, with a star * after it, all in quotation marks, e.g. “*hodà**”.
 - Click the “Search” button.



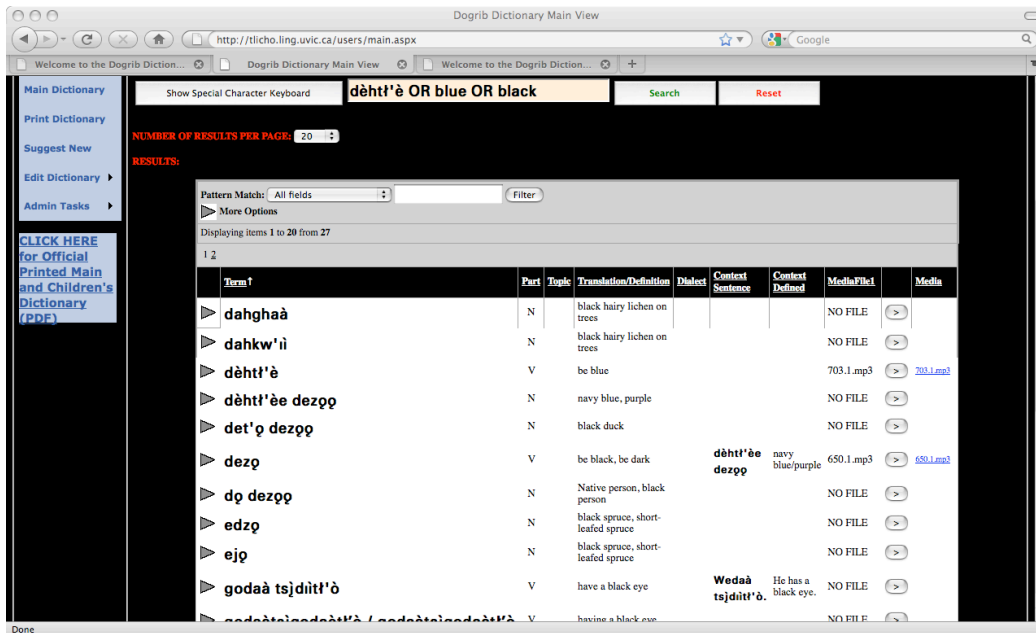
- Search for **more than one word**, or for **combinations of words**:
 - Enter two or more words in the Search box, with AND, OR, or AND NOT in between them.
 - **sòmba AND kò** will find all entries that contain **both** words. This search can only be done in one language at a time. In our example we found 7 items.



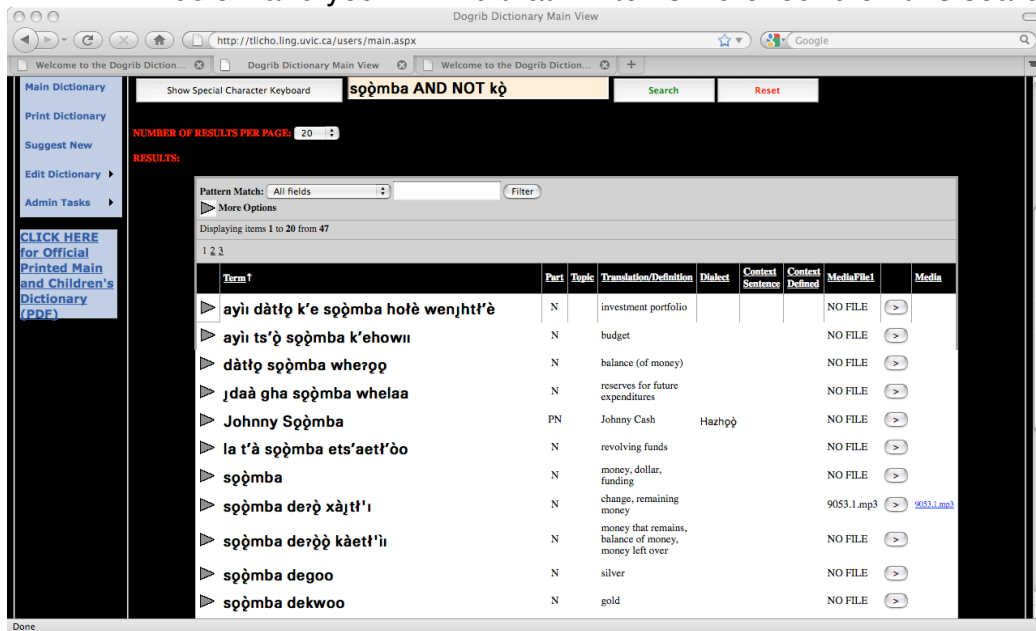
- **sòmba OR kò** will find all entries that contain either **sòmba** or **kò**. Because the search is for one word **or** the other, this search finds more words than a search using **AND**. Here we found 175 items.



- **OR** can be used to search in two languages at once. Here is an example using the Tłıchǫ word **dèht'è** and the English word **blue**. Since it is possible to search on more than two words, in this examples I searched on three words and found 27 items with at least one of these words.

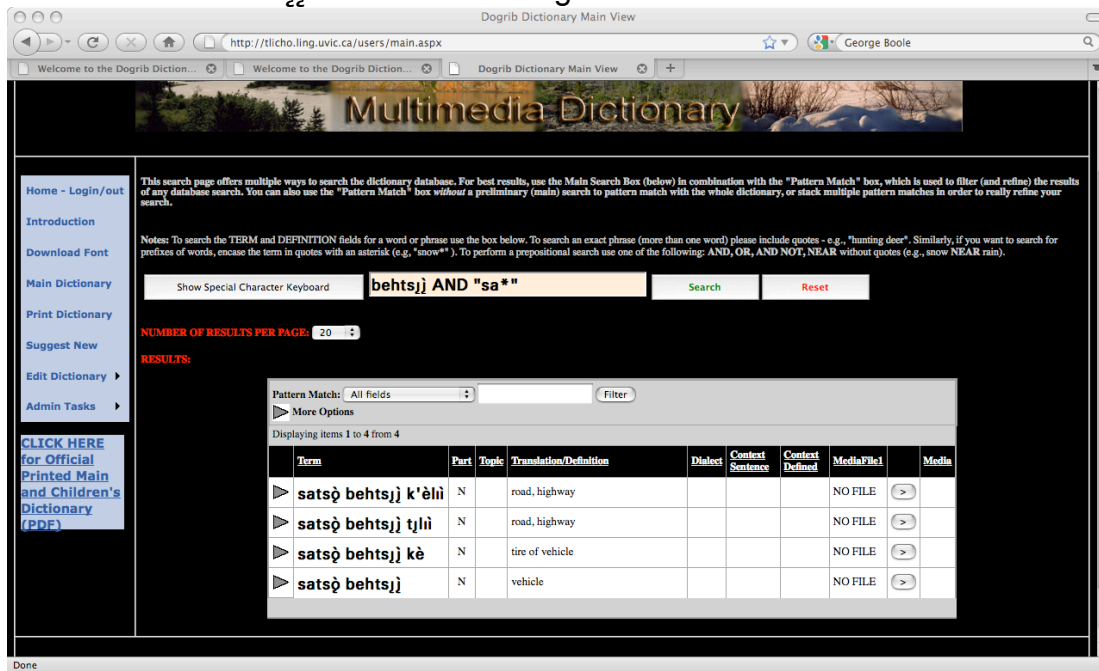


- **sòmba AND NOT kò** will find all entries where the word **sòmba** occurs, but only if **kò** does not appear in the same entry. This search can only be done in one language at a time. Check in the screenshot below and you will find that 47 items were found on this search.



- Doing this kind of search is possible using the star *. For example, you can enter **dog OR "de*"**. (This search gives a lot of results because

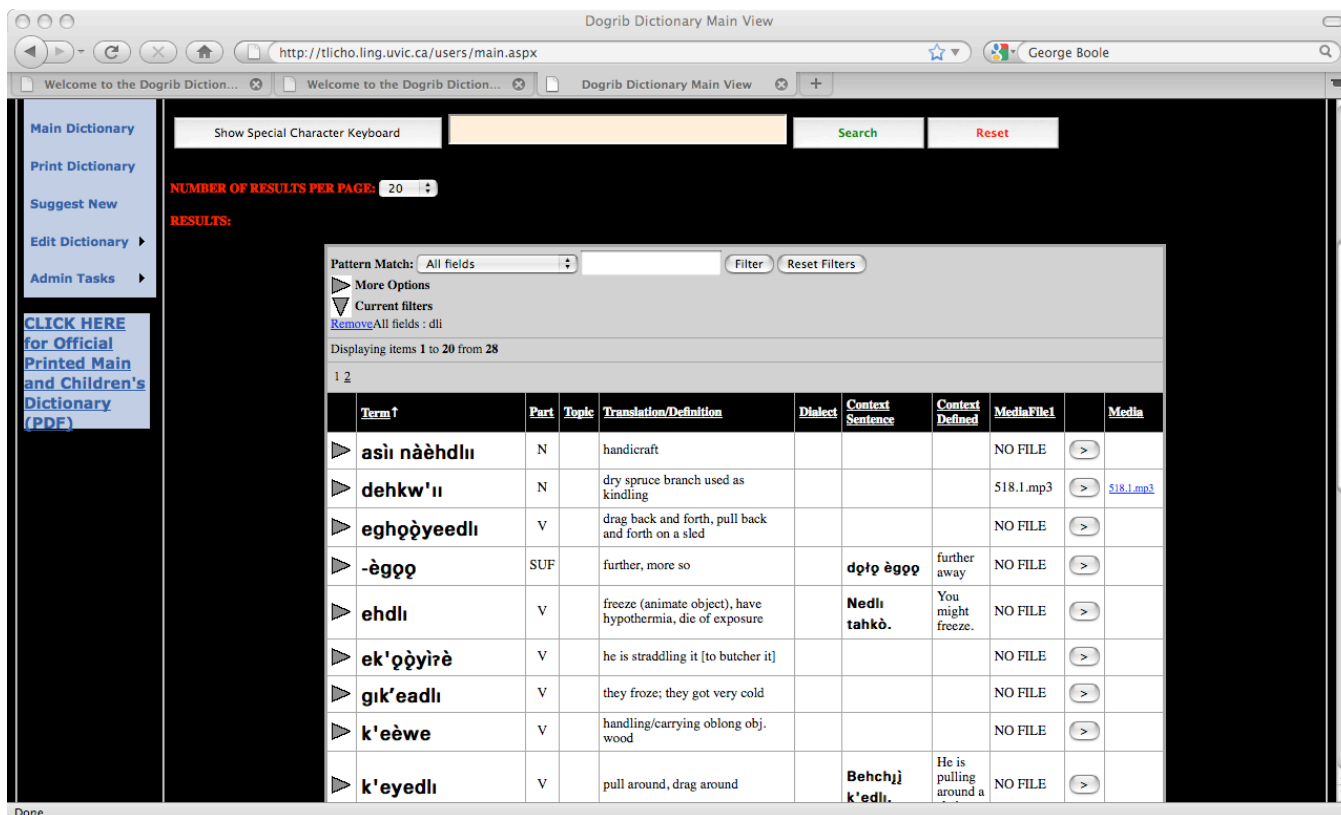
so many words start with *de-*.) In the example below I searched for **behtsjì AND "sa*"** and got 4 results.



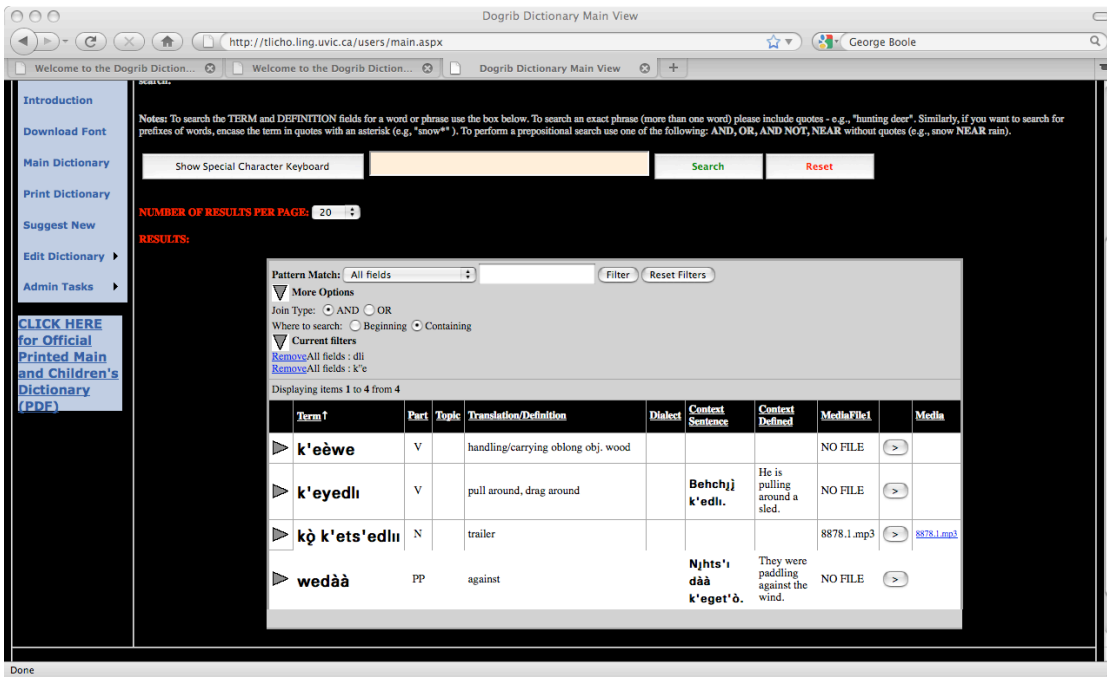
Notes

Pattern Match [see p. 4 for searching with Main Search Box]

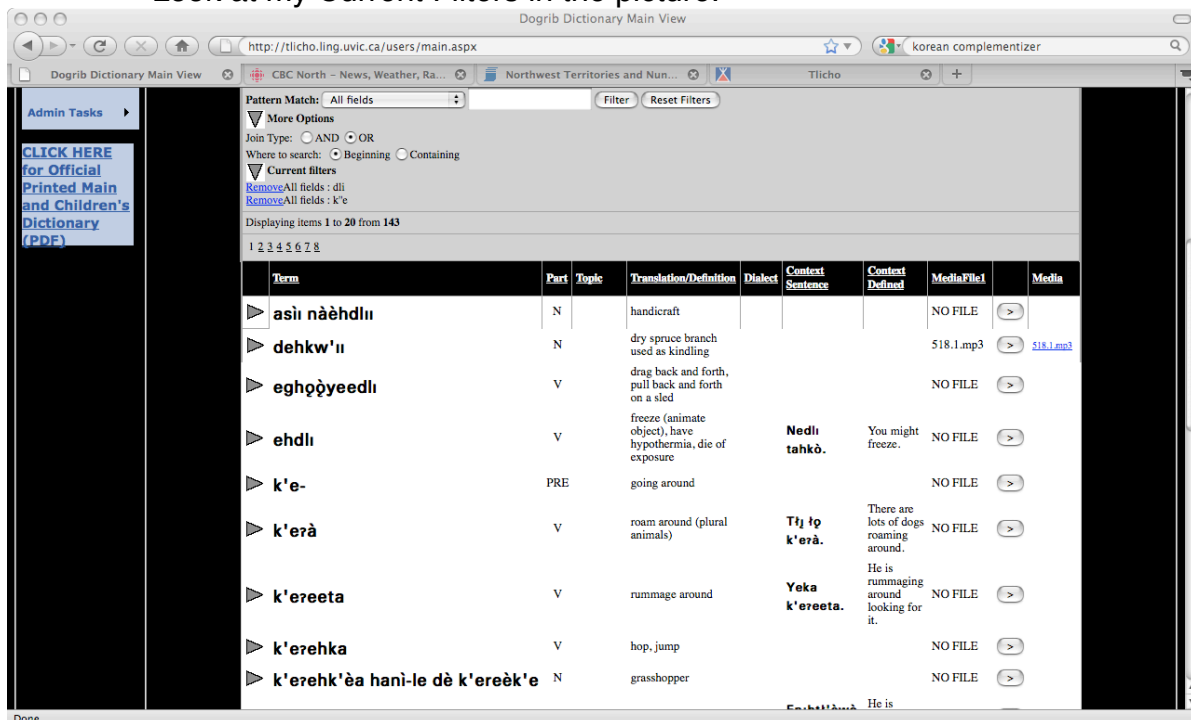
- Use the “Pattern Match” box to search for a word or a part of a word throughout the whole on-line dictionary.
 - In the searches that have been described above, using the Main Search Box, we can search only the Tɔ̃chɔ̃ *Terms* and English *Translations*.
 - If you want to find every time that a certain word is found in the dictionary, for example, *nàke*, and you don't care if the words are Tɔ̃chɔ̃ *Terms* or English *Translations*, you can't use the Main Search Box.
 - Or, if you want to find all words containing the syllable *dli*, and you don't care if it occurs at the beginning, in the middle, or at the end of a word, you can't use the Main Search Box.
 - There is another kind of search that finds all of the words in the on-line dictionary, even in the example sentences and phrases.
 - For this kind of search, use the “Pattern Match” box inside the grey part of the dictionary display.
 - Enter the word or part of a word you are searching for in the Pattern Match box, using the Special Character Keyboard if necessary. (If you use the Special Character Keyboard, the letters will appear in the Main Search Box. Highlight them using the mouse, and copy them. Then paste them into the “Pattern Match” box at the top left of the grey dictionary grid.)
 - Click the “Go” button.
 - With this kind of pattern matching, it isn't possible to use **AND**, **OR**, **AND NOT**. But there is another way to do the same thing that we will get to soon.
 - In the search illustrated below I searched for the sequence *dli* and 28 items were found.



- The example is a bit bigger so you can see some details here.
 - the pattern isn't showing in the Pattern Match box, but you can find it if you click on the grey arrow called "Current filters". ('Filter' is another word for 'search'.) Do you see it?
 - the pattern *dli* is found in *Terms*, *Translation/Definition*, and also in *Context Sentences*. Can you see this? If not, try it on your computer.
 - the pattern *dli* is found in Tłıchǝ and in English words.
- If you want to do a related search, repeat these steps. For example, you may want to find items containing *dli* and also *k'e*. Use your search for *dli* and then do a second search for *k'e*. Don't click "Reset" between the two searches. The dictionary will search for the *k'e* words from among the 28 items that you already found. This search does the same job as **AND**, and you can see this if you click on the grey arrow called "More Options". Check the screenshot on the next page.
- After doing the second search I clicked on both grey arrows so that it is clear what the searches have been. Can you see the **AND** button selected under "More Options"? Because we used **AND** we found 4 out of our original 28 items. Can you find *dli* and *k'e* in all of these four items?
- If I want to start a completely new search, I have to click on "Reset Filters" (or "Reset" beside the Main Search Box) to do this.

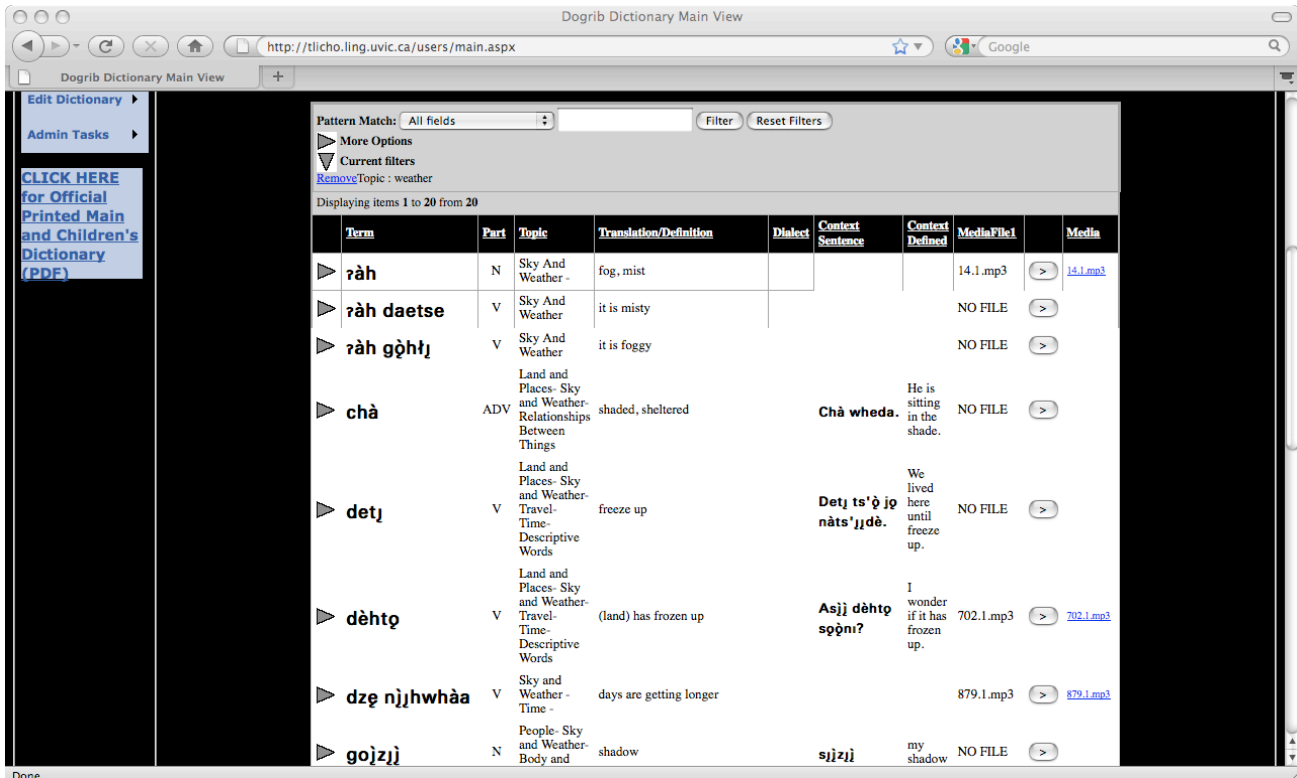
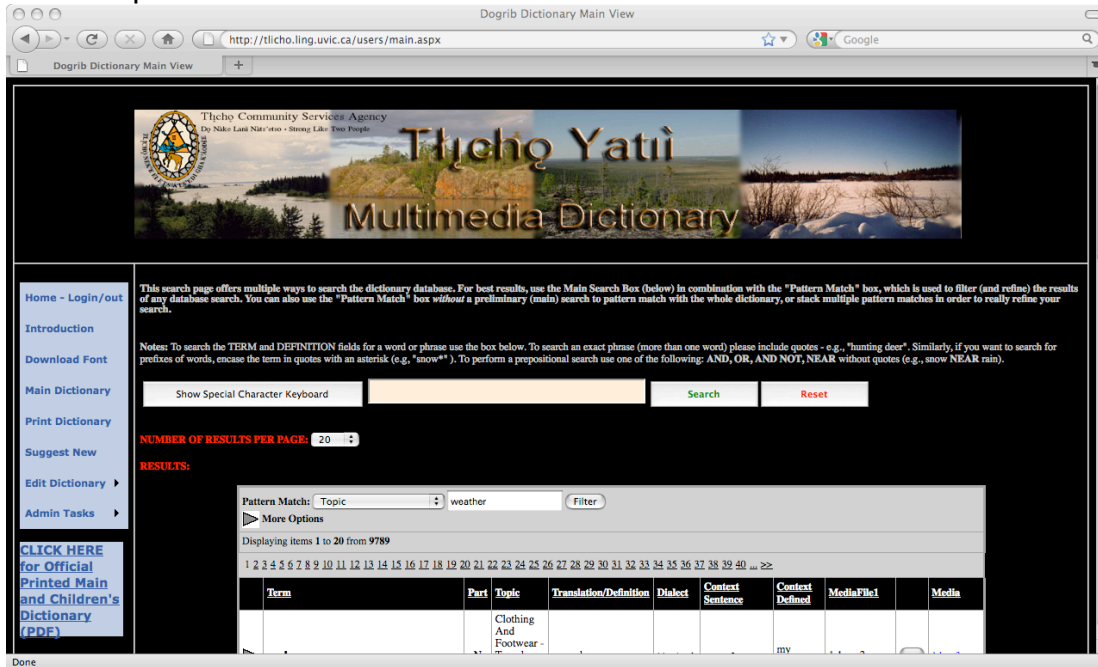


- In the picture above or on your computer, look at More Options. You will see that it is possible to do searches using **OR** instead of **AND**. If we do this, we will get more items on our second search than on the first search. Try this, and I will show an example soon.
- Under More Options we can also choose to find a pattern at the beginning of a word or anywhere in the word. We can choose beginning, and we will get fewer items in our search, because of this limit.
- In the search that I will show next, I will choose to search *dli* **OR** *k'e*. But I will ask for *k'e* to be at the beginning of the word. I searched and got 143 items. Look at my Current Filters in the picture.

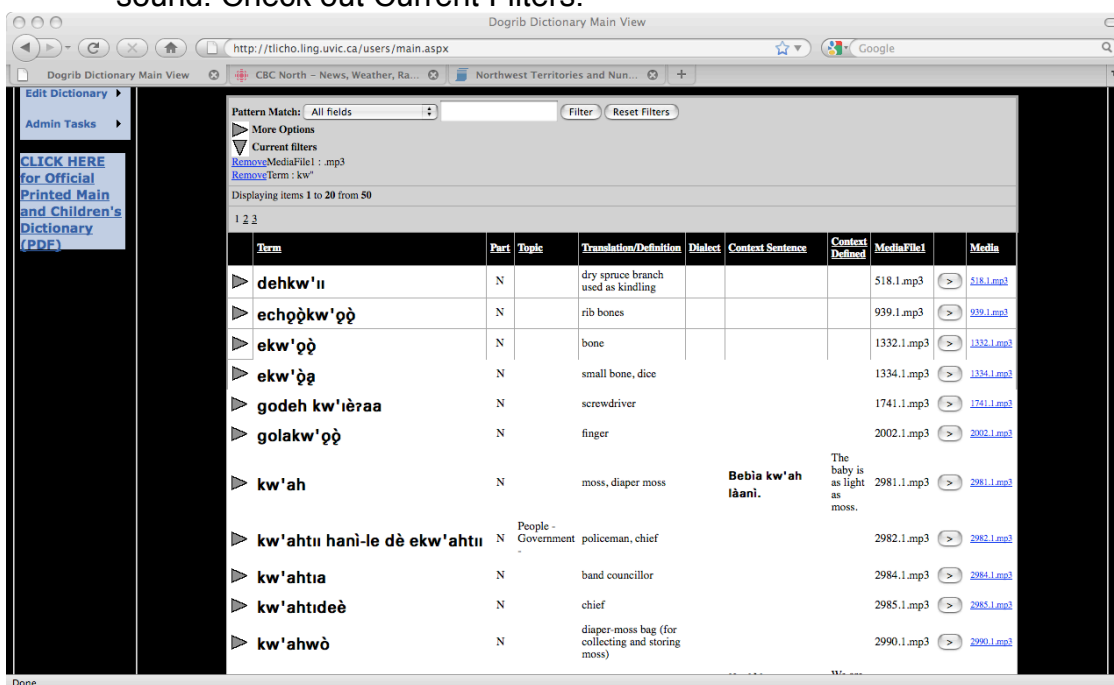


Pattern Match in Parts of the Dictionary [Search by Fields]

- Search for information throughout parts of the on-line dictionary.
 - In the searches just described, beside the Pattern Match box you will see “All fields”. The word ‘field’ here means the columns of the dictionary. So, “All fields” means all of the dictionary. You can choose to search on just one field by clicking on “All fields” and choosing one field only. In the next window you see that I choose “Topic” and I want to search for *weather* under this topic. The result is in the next screenshot.



- Our search resulted in 20 items [November 2010]. There are way more than 20 words relating to weather in the dictionary, but most words don't have the "Topic" field filled in yet, so that is the reason the search only got 20 results. It will be great when more of the fields of the dictionary are filled in. [Much more of this work has been done now.]
- Here is a more complicated example. I want to find all of the items that have a sound file, and I want to hear the sound kw'. You can imagine other kinds of specific searches that you might like to do. We need to do this search in two steps. The sound files are .mp3, and we need to look for them in MediaFile1. After I did this search and got my results, I searched for Terms that include kw'. I found 50. Now I can hear and practice words with this sound. Check out Current Filters.

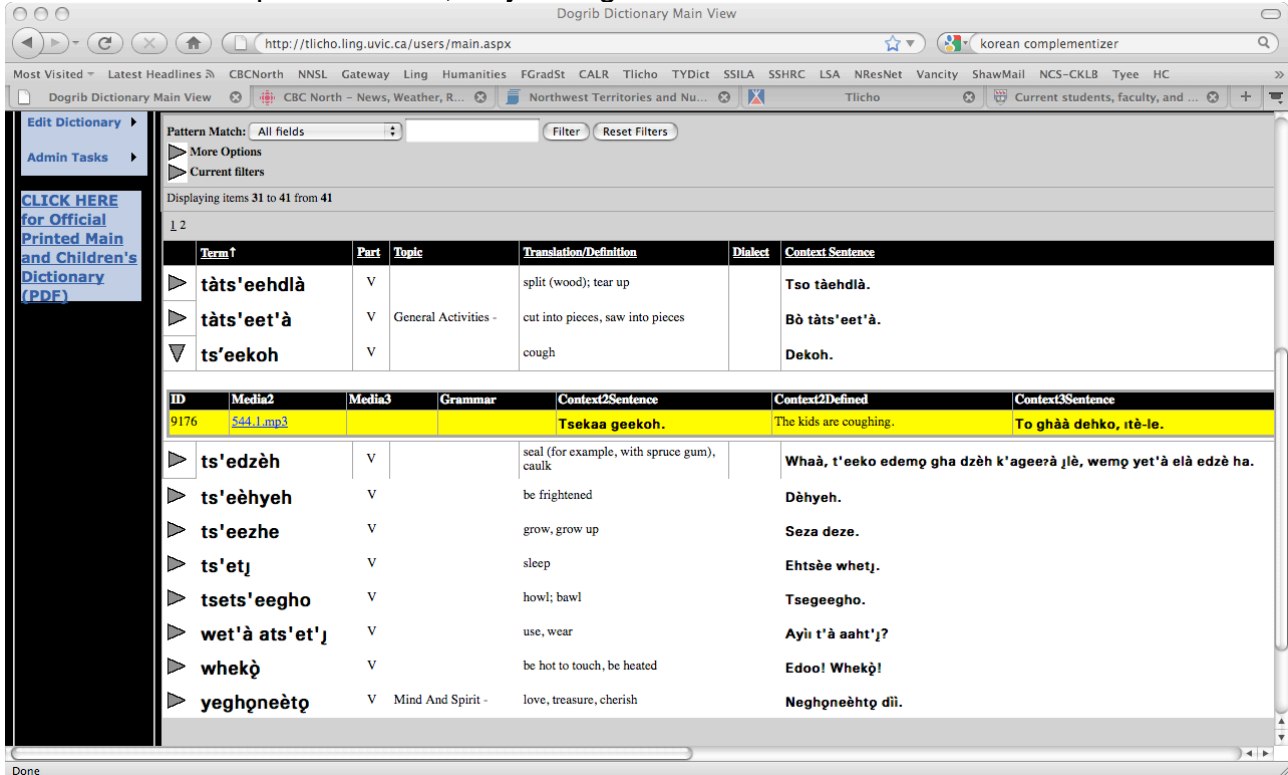


- If you searched using the Main Search Box and found results, you can also use Pattern Match to find a smaller group of items. Try it and see what happens. Be sure not to click "Reset" between your searches.

Notes

Grey Arrows [see more information about dictionary entries]

- **Get more information about a word.**
 - You can click the grey arrow to the left of the word to see more information about it. This could be extra context sentences for the word, or additional media files (sound, pictures, video). The additional information shows up in a yellow row below the original row. Can you see that the grey arrow is turned? In our example for *ts'eekeh* that you see below, the additional information includes an additional sound file under the heading "Media2", and additional Context Sentences. The information might spread out wider than your computer window, so you might have to scroll across to see more.



- If you click the grey arrow again, the additional information will disappear again. Try this and see what happens.
- If you experiment with searches in the on-line dictionary you might be surprised by all of the information you can find.

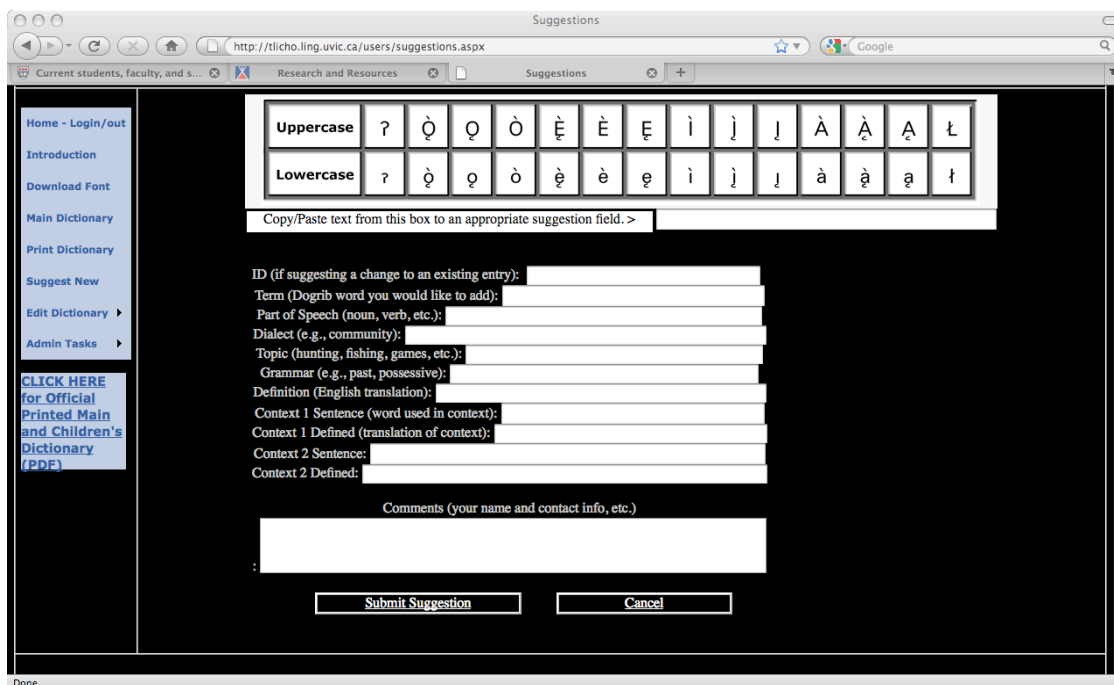
Notes

Adding to the dictionary and making suggestions

Contributor

I'd like to make a suggestion to the editors about an addition or correction.

- **Click “Suggest New” at the left-hand side of the main dictionary page.**
A message should appear saying “Click [HERE](#) to create a new suggestion.” Click it!



- **Suggest a new word for the dictionary:**
 - In the text box marked “Term”, type the new word. You can also enter phrases or names. To enter the special letters that exist in Tłıchǝ but not in English, you can use the Special Character Keyboard at the top of the page. Click on the letter that you want to add. It will appear in the text box below. Highlight it (hold down the mouse button and move the mouse over it). Copy it (CTRL-C on a PC, or COMMAND-C on a Mac). Paste it into the “Term” box where you want it to appear (CTRL-V on a PC, or COMMAND-V on a Mac).
 - Using the other boxes on this page, fill in other information about the word that you can share: “Part of Speech”, “Dialect”, “Topic”, “Grammar” and “Definition”.
 - In the “Dialect” box, you can type the name of the community or communities where people use the word.
 - In the “Topic” box, you can give a general idea of what the word is used to talk about. For example, for “wet'à zah kàegee” you could list the topic “Tools and Equipment”.

- In the “Grammar” box, you can type anything about the grammar of the word or how it is used. For example, “passive verb” or “must be used with a noun”.
 - In the “Definition” box, you can type an English meaning for the word. The definition can be more than one word long! Many words in Tłıchǫ have no single English word with the same meaning.
 - The “Context sentence” boxes are very important to show how the words are used in sentences or longer phrases. In this box, type a sentence to show how the words are used. Another box is there for the English translation of your sentence, and the next two boxes are there if you would like to add another example. Again, if you need special letters, you can use the Special Character Keyboard at the top of the page.
 - In the “Comments” box, please include your name, location, and the date, and type anything else you’d like to say about your suggestion.
 - If you’re finished, click “Submit Suggestion”. You’re done!
- **Suggest a change to an entry that is already in the dictionary:**
 - Click the white text box marked “ID” and type the ID number of the entry that needs to be changed. You can find the ID number by clicking on the grey arrow to the left of the word.
 - Type the word the way you think it SHOULD be written, not the way it is listed in the dictionary now. To enter the special letters that exist in Tłıchǫ but not in English, you can use the Special Character Keyboard at the top of the page. Click on the letter that you want to add. It will appear in the text box below. Highlight it (hold down the mouse button and move the mouse over it). Copy it (CTRL-C on a PC, or COMMAND-C on a Mac). Paste it into the “Term” box where you want it to appear (CTRL-V on a PC, or COMMAND-V on a Mac).
 - Using the other boxes on this page, add or change other information about the word: “Part of Speech”, “Dialect”, “Topic”, “Grammar” and “Definition”. It is the same as when you are adding a totally new word to the dictionary (see above).
 - In the “Comments” box, please include your name, location, and the date, and type anything else you’d like to say about your suggestion.
 - If you’re finished, click “Submit Suggestion”. You’re done!

If you want more instructions or more information about how the dictionary works, please let us know. If you have suggestions for improving the dictionary, please tell us!

Leslie Saxon
saxon@uvic.ca
 office: 250-721-7433